

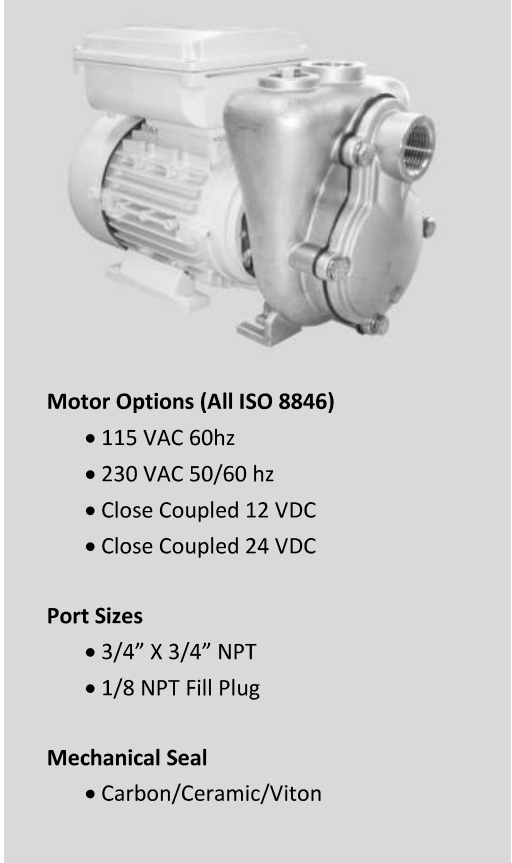
Primetime Pump

The Primetime Pump is a high performance self-priming 316 stainless steel centrifugal pump. The pump is ideal for marine, industrial, agricultural or commercial applications where suction lift is required.

Primetime features all 316 stainless steel components for superior corrosion resistance when pumping sea water or chemical compounds. A carbon/ceramic/Viton mechanical shaft seal is standard. Ports are 3/4" NPT with a 1/8" NPT fill port. The Primetime model is capable of 12 foot suction lift (3450 rpm). Marine ignition protected motors (ISO 8846).

SPECIFICATIONS:

- Flow Up to 21 GPM
- Head Feet Up to 23'
- Housing 316 Stainless Steel (Investment Cast)
- Cover 316 Stainless Steel
- Impeller 316 Stainless Steel Semi-Open
- Wearplate 316 Stainless Steel
- Mechanical Seal Carbon / Ceramic / Viton Bellows
- O-ring/Flapper Viton
- Weight 16 lbs



Motor Options (All ISO 8846)

- 115 VAC 60hz
- 230 VAC 50/60 hz
- Close Coupled 12 VDC
- Close Coupled 24 VDC

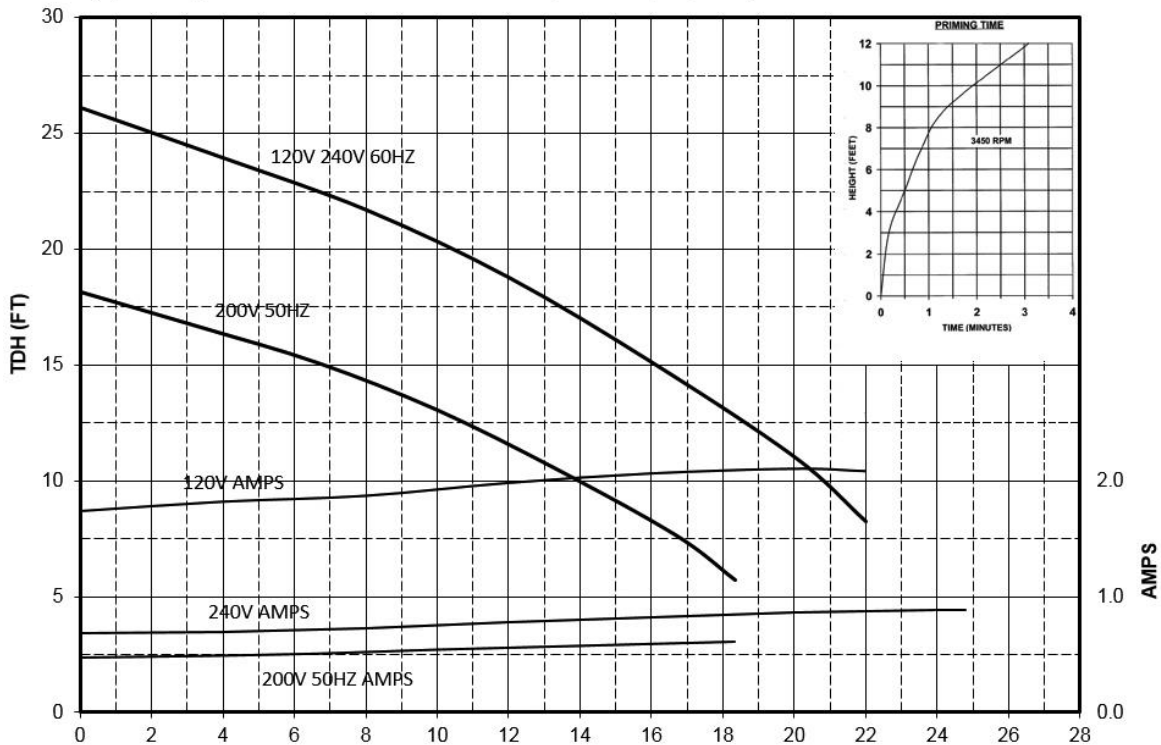
Port Sizes

- 3/4" X 3/4" NPT
- 1/8 NPT Fill Plug

Mechanical Seal

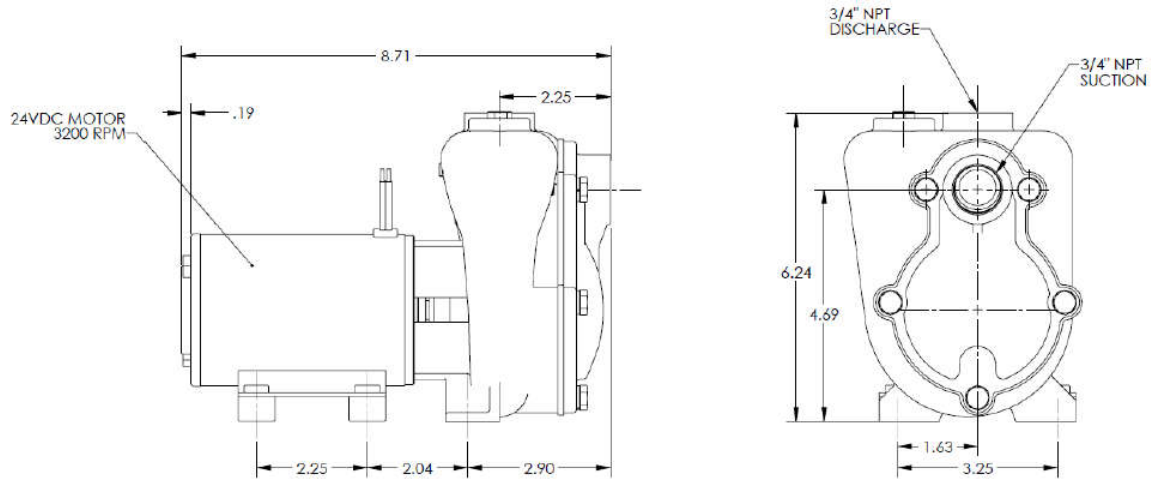
- Carbon/Ceramic/Viton

*(1/2" and 3/8" hose curves are available at: www.primetimepump.com)



Primetime Pump

12 and 24 vdc Dimensions



115 and 230 vac Dimensions

